

Young Timer Touring Cup Mugello Racing Weekend Prove Ufficiali

Provisional Classification

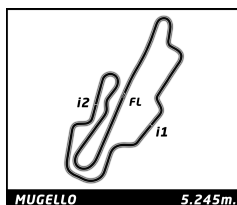
No	Driver	Nat	Team	Car	Cl.	Time	Lap Total	Gap	Kph
1	7 Sergio GALBUSERA	ITA	TAC Motorsport A.S.D.	Lotus Elise Cup	Lotus Cup	2:05.318	9 12	-	150.7
2	31 Federico BORRETT	ITA		BMW M3 E1	E1 Oltre :	2:05.587	7 9	+0.269	150.3
3	4 Giulio VALENTINI	ITA		Seat Leon Supercopa	Leon S.C	2:08.540	6 9	+3.222	146.9
4	79 Rino DE LUCA	ITA	VIMOTORSPORT A.S.D.	Honda Civic	E1 2.0	2:12.129	11 11	+6.811	142.9
5	14 David DELLI GUANTI	ITA		BMW 3000	E1 Oltre :	2:13.052	5 9	+7.734	141.9
6	22 Gianfranco SCOPPA	ITA	Scuderia Vesuvio	Mini JCW EVO	Mini Cup	2:15.365	10 10	+10.047	139.5
7	121 Camillo PICCIN	ITA		Honda Integra	E1 2.0	2:16.996	11 11	+11.678	137.8
8	48 Giuseppe IUORIO	ITA	A.S.D. Race Project Team	Toyota Corolla TS	RS Plus	2:20.666	4 4	+15.348	134.2
9	27 Sebastiano SIBANI	ITA		BMW 318 IS Trofeo	318 Trofe	2:28.380	8 9	+23.062	127.3
10	58 Franco BARIN	ITA	FB Corse	Alfa Romeo 147 JTD	RS Plus	2:43.998	8 9	+38.680	115.1

Fastest Lap:	Lap 9	Sergio GALBUSERA	2:05.318	150.7 Kph
---------------------	-------	------------------	-----------------	-----------

Published at:

Track Status: **DRY**

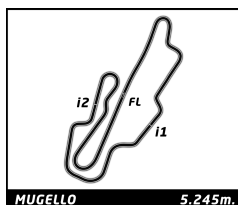
Direttore di Gara: CANU Antonio Lic. 52925	Il DS Cronometraggio INNOCENTI Chiara Lic. 523246
---	--



Young Timer Touring Cup Mugello Racing Weekend Prove Ufficiali

Best Sector Times

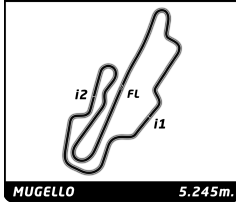
Sector 1			Sector 2			Sector 3			Ideal Lap	Best Lap	
Pos	No Driver	Time	No Driver	Time	No Driver	Time	Pos	No Driver			
1	31 F.BORRETT	42.514	31 F.BORRETT	38.634	7 S.GALBUSERA	43.782	1	7 S.GALBUSERA	2:05.173	2:05.318	(1)
2	7 S.GALBUSERA	42.522	7 S.GALBUSERA	38.869	31 F.BORRETT	44.439	2	31 F.BORRETT	2:05.587	2:05.587	(2)
3	4 G.VALENTINI	43.117	4 G.VALENTINI	39.735	4 G.VALENTINI	45.252	3	4 G.VALENTINI	2:08.104	2:08.540	(3)
4	14 D.DELLI GUANTI	44.130	14 D.DELLI GUANTI	39.926	14 D.DELLI GUANTI	46.176	4	14 D.DELLI GUANTI	2:10.232	2:13.052	(5)
5	79 R.DE LUCA	44.930	79 R.DE LUCA	40.412	79 R.DE LUCA	46.325	5	79 R.DE LUCA	2:11.667	2:12.129	(4)
6	22 G.SCOPPA	45.167	48 G.IUORIO	42.300	22 G.SCOPPA	46.903	6	22 G.SCOPPA	2:14.629	2:15.365	(6)
7	121 C.PICCIN	45.409	22 G.SCOPPA	42.559	121 C.PICCIN	47.325	7	121 C.PICCIN	2:15.626	2:16.996	(7)
8	48 G.IUORIO	48.252	121 C.PICCIN	42.892	48 G.IUORIO	50.114	8	48 G.IUORIO	2:20.666	2:20.666	(8)
9	27 S.SIBANI	49.752	27 S.SIBANI	46.492	27 S.SIBANI	51.611	9	27 S.SIBANI	2:27.855	2:28.380	(9)
10	58 F.BARIN	54.568	58 F.BARIN	51.516	58 F.BARIN	57.291	10	58 F.BARIN	2:43.375	2:43.998	(10)



Young Timer Touring Cup Mugello Racing Weekend Prove Ufficiali

Best Top Speed

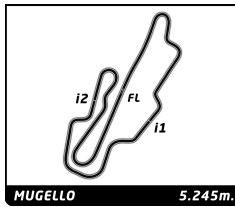
No Driver	Team	Class	Top 1		Top 2		Top 3		Top 4		Top 5		Avg
			Kph	Lap	Kph	Lap	Kph	Lap	Kph	Lap	Kph	Lap	
31	Federico BORRETT	E1 Oltre 300€	241.1	4	238.4	6	235.8	8	235.3	7	202.1	9	230,5
22	Gianfranco SCOPPA	Scuderia Vesuvio	229.4	10	227.4	2	227.0	9	226.5	5	226.0	8	227,3
7	Sergio GALBUSERA	TAC Motorsport A.S.D.	224.2	6	223.7	12	223.7	7	223.7	5	223.2	10	223,7
4	Giulio VALENTINI	Leon S.Copa	223.2	2	222.8	6	221.9	4	221.9	5	220.5	7	222,1
121	Camillo PICCIN	E1 2.0	221.4	5	219.6	4	219.6	8	219.6	10	218.3	11	219,7
14	David DELLI GUANTI	E1 Oltre 300€	217.0	4	214.0	5	213.6	8	212.3	6	207.1	2	212,8
79	Rino DE LUCA	VIMOTORSPORT A.S.D.	216.1	10	215.7	9	214.4	7	214.0	6	214.0	4	214,8
48	Giuseppe IUORIO	A.S.D. Race Project Team	187.1	2	185.2	4	122.6	3	97.0	1			148,0
27	Sebastiano SIBANI	318 Trofeo	182.1	5	101.1	2	90.0	1					124,4
58	Franco BARIN	FB Corse	168.8	9	166.2	8							167,5



Young Timer Touring Cup Mugello Racing Weekend Prove Ufficiali

Fastest Lap Sequence

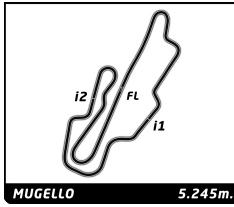
Elapsed	No	Driver	Team	Car	Class	Time	Kph	Lap
11:08.340	22	Gianfranco SCOPPA	Scuderia Vesuvio	Mini JCW EVO	Mini Cup	8:30.811	37.0	2
12:35.512	7	Sergio GALBUSERA	TAC Motorsport A.S.D.	Lotus Elise Cup	Lotus Cup	2:07.422	148.2	4
14:42.542	7	Sergio GALBUSERA	TAC Motorsport A.S.D.	Lotus Elise Cup	Lotus Cup	2:07.030	148.6	5
16:48.694	7	Sergio GALBUSERA	TAC Motorsport A.S.D.	Lotus Elise Cup	Lotus Cup	2:06.152	149.7	6
18:54.199	7	Sergio GALBUSERA	TAC Motorsport A.S.D.	Lotus Elise Cup	Lotus Cup	2:05.505	150.4	7
23:05.597	7	Sergio GALBUSERA	TAC Motorsport A.S.D.	Lotus Elise Cup	Lotus Cup	2:05.318	150.7	9



Young Timer Touring Cup Mugello Racing Weekend Prove Ufficiali

Sector Analysis

_ Invalidated Lap							■ Personal Best		■ Session Best		■ Crossing the pit lane			
Lap	Time	Sector 1	Sector 2	Sector 3	T.Sp	Elapsed	Lap	Time	Sector 1	Sector 2	Sector 3	T.Sp	Elapsed	
4 Giulio VALENTINI							ITA							
Seat Leon Supercopa														
1	2:44.716	1:06.899	47.578	50.239	119.1	2:44.716	3	2:55.252	1:10.535	50.067	54.650		16:30.209	
2	7:26.815B	48.311	51.427	5:47.077	223.2	10:11.531	4	2:32.555	51.565	48.116	52.874		19:02.764	
3	2:28.153	55.913	45.814	46.426	149.1	12:39.684	5	2:32.913	51.735	47.677	53.501	182.1	21:35.677	
4	2:09.543	43.536	40.431	45.576	221.9	14:49.227	6	2:31.237	50.690	47.237	53.310		24:06.914	
5	2:10.507	44.564	40.691	45.252	221.9	16:59.734	7	2:29.452	50.017	46.902	52.533		26:36.366	
6	2:08.540	43.117	39.735	45.688	222.8	19:08.274	8	2:28.380	49.752	47.017	51.611		29:04.746	
7	2:11.479	44.734	40.551	46.194	220.5	21:19.753	9	2:28.869	49.966	46.492	52.411		31:33.615	
8	2:42.365	1:02.071	50.062	50.232	172.8	24:02.118								
9	2:28.826	51.073	48.150	49.603	217.4	26:30.944								
7 Sergio GALBUSERA							ITA							
TAC Motorsport A.S.D.							Lotus Elise Cup							
1	2:36.485	1:03.908	45.470	47.107	126.0	2:36.485								
2	5:25.184B	45.098	41.824	3:58.262	223.2	8:01.669								
3	2:26.421	56.436	44.491	45.494	125.0	10:28.090								
4	2:07.422	43.323	39.824	44.275	223.2	12:35.512								
5	2:07.030	43.519	39.522	43.989	223.7	14:42.542								
6	2:06.152	43.022	39.023	44.107	224.2	16:48.694								
7	2:05.505	42.572	38.925	44.008	223.7	18:54.199								
8	2:06.080	42.755	39.138	44.187	222.3	21:00.279								
9	2:05.318	42.522	39.014	43.782	221.9	23:05.597								
10	2:06.405	42.578	38.869	44.958	223.2	25:12.002								
11	2:07.387	43.118	39.257	45.012	222.8	27:19.389								
12	2:36.922	44.493	48.223	1:04.206	223.7	29:56.311								
14 David DELLI GUANTI							ITA							
BMW 3000														
1	3:19.056	1:30.410	52.498	56.148	86.1	3:19.056								
2	5:16.880B	47.331			207.1	8:35.936								
3	2:33.294	1:01.814	44.120	47.360	95.7	11:09.230								
4	2:15.986	46.436	42.326	47.224	217.0	13:25.216								
5	2:13.052	45.351	40.844	46.857	214.0	15:38.268								
6	4:19.397B	45.375	41.687	2:52.335	212.3	19:57.665								
7	2:27.812	56.339	41.129	50.344	136.1	22:25.477								
8	2:50.986B	44.130	40.248	1:26.608	213.6	25:16.463								
9	2:17.670	51.568	39.926	46.176	139.4	27:34.133								
31 Federico BORRETT							ITA							
BMW M3 E1														
1	3:19.956	1:29.509	52.464	57.983	89.5	3:19.956								
2	5:20.889B	54.926			153.3	8:40.845								
3	2:29.268	59.927	43.885	45.456	121.7	11:10.113								
4	4:27.798B	45.068	42.489	3:00.241	241.1	15:37.911								
5	2:30.349	57.909	42.769	49.671	134.6	18:08.260								
6	2:09.011	42.850	41.617	44.544	238.4	20:17.271								
7	2:05.587	42.514	38.634	44.439	235.3	22:22.858								
8	2:06.142	42.744	38.787	44.611	235.8	24:29.000								
9	2:44.668B	47.885			202.1	27:13.668								
48 Giuseppe IUORIO							ITA							
A.S.D. Race Project Team							Toyota Corolla TS							
1	2:52.669	1:14.547	46.764	51.358	97.0	2:52.669								
2	5:23.254B	48.460	53.495	3:41.299	187.1	8:15.923								
3	2:32.552	57.560	44.358	50.634	122.6	10:48.475								
4	2:20.666	48.252	42.300	50.114	185.2	13:09.141								
58 Franco BARIN							ITA							
FB Corse							Alfa Romeo 147 JTD							
1	3:38.217	1:29.277	1:03.277	1:05.663		3:38.217								
2	4:57.317B	1:04.112				8:35.534								
3	3:07.601	1:09.334	56.126	1:02.141		11:43.135								
4	2:54.101	58.449	55.155	1:00.497		14:37.236								
5	2:48.406	56.961	52.492	58.953		17:25.642								
6	4:49.764B	55.970	51.840	3:01.954		22:15.406								
7	3:03.157	1:11.504	53.607	58.046		25:18.563								
8	2:43.998	55.191	51.516	57.291	166.2	28:02.561								
9	2:44.441	54.568	51.834	58.039	168.8	30:47.002								
79 Rino DE LUCA							ITA							
VIMOTORSPORT A.S.D.							Honda Civic							
1	3:15.077	1:23.889	53.672	57.516	85.7	3:15.077								
2	5:09.502B	49.056			194.1	8:24.579								
3	2:35.598	59.811	46.728	49.059	113.7	11:00.177								
4	2:17.762	46.303	42.911	48.548	214.0	13:17.939								
5	2:14.858	45.590	41.825	47.443	214.0	15:32.797								
6	2:13.553	44.930	41.592	47.031	214.0	17:46.350								
7	2:32.902B	45.890			214.4	20:19.252								
8	2:23.699	54.104	42.238	47.357	139.7	22:42.951								
9	2:13.337	45.137	41.256	46.944	215.7	24:56.288								
10	2:13.524	45.153	41.719	46.652	216.1	27:09.812								
11	2:12.129	45.392	40.412	46.325	214.0	29:21.941								
121 Camillo PICCIN							ITA							
Honda Integra														
1	3:15.967	1:24.720	53.428	57.819	83.8	3:15.967								
2	5:12.912B	50.311			200.2	8:28.879								



Young Timer Touring Cup Mugello Racing Weekend Prove Ufficiali

Sector Analysis

— Invalidated Lap
 ■ Personal Best
 ■ Session Best
 B Crossing the pit lane

Lap	Time	Sector 1	Sector 2	Sector 3	T.Spd	Elapsed	Lap	Time	Sector 1	Sector 2	Sector 3	T.Spd	Elapsed
3	2:35.785	59.946	46.552	49.287	114.8	11:04.664							
4	2:22.274	46.778	47.261	48.235	219.6	13:26.938							
5	2:18.074	46.347	43.687	48.040	221.4	15:45.012							
6	2:19.033	46.417	44.318	48.298	216.6	18:04.045							
7	2:19.538	46.771	44.463	48.304	203.2	20:23.583							
8	2:40.030 B	46.053			219.6	23:03.613							
9	2:28.906	57.753	43.828	47.325	124.4	25:32.519							
10	2:18.659	45.409	45.122	48.128	219.6	27:51.178							
11	2:16.996	46.002	42.892	48.102	218.3	30:08.174							